


LOTUS






commercialimages
evolve your working environment

ARTIFEX
COMMERCIAL





	DIMENSIONS (MM)	HEIGHT	DEPTH	WIDTH
 ● Chair		820	720	760
 ● 2 Seater		820	720	1360
 ● Bridgechair		850	680	690

FRAME

Dressed jarrah and structural strength **formply**

PADDING

Premium grade polyurethane foam

SPRINGING

Fully guaranteed elastabelt

CUSHIONING

Seat: fully guaranteed high resilience foam

Back: premium grade polyurethane foam

GUARANTEE

5 year structural



commercialimages
evolve your working environment

387 montague road t. (07) 3844 9100
west end qld 4101 f. (07) 3846 4747
po box 731 e. sales@commercialimages.com.au
south brisbane qld 4101 w. commercialimages.com.au

LOTUS